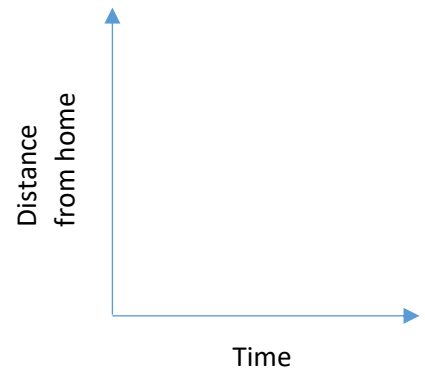


Name: _____

Practice: Graphs of Stories

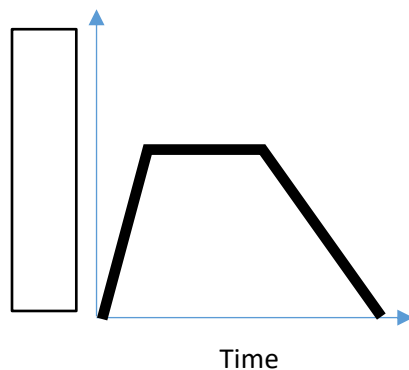
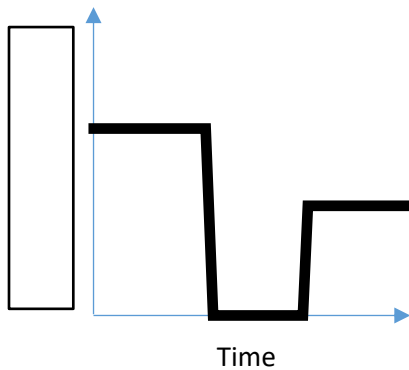
1) Sketch a graph to match the following story:

“You leave school at 3:00 and start walking home. After getting halfway home, you stop to look in your backpack to see if you remembered your math binder. You realize you left it at school, so you turn around and walk back to school. You pick up your binder back at school, then realize that your favorite TV show starts at 4:00, and you might miss it, so you run all the way home.”

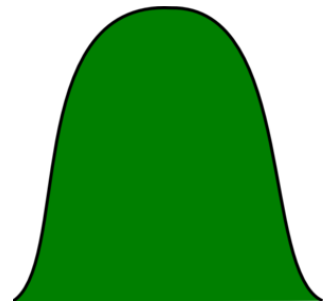
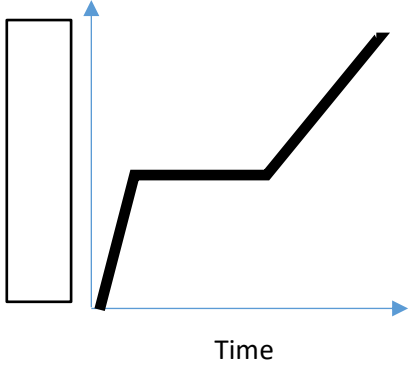
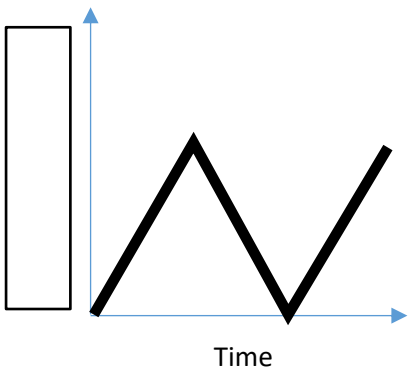


2) There are four graphs below, and three possible labels for the y-axis. Match the correct y-axis labels to the correct graphs. Cross out the one graph that does not match any of the labels.

“Tom ran from his home to the bus stop and waited. He realized that he had missed the bus, so he walked home.”



A: Distance from home
B: Total distance traveled
C: Speed



3) Use the following story. You must draw THREE different graphs for the story, according to the label on the y-axis.

“Tom’s home is at the bottom of a hill. Tom climbed slowly up the hill, walked at a moderate pace across the top, then ran quickly down the other side.”

