

Table of Contents (2 <sup>nd</sup> Semester)	
p. 1	Exponent Basics (1.2)
p. 2	Multiplying and Dividing Powers (1.3)
p. 3	Power to a Power (1.4)
p. 4	Zero & Negative Exponents (1.5)
p. 5	Scientific Notation (1.6)
p. 6	Calculating with Scientific Notation (1.7)
p. 7	Angle Basics
p. 8	Angles formed by Parallel Lines (5.1)
p. 9	Transformations (6.1 – 6.3)
*****ADD THIS TO YOUR TABLE OF CONTENTS!*****	
(Since we turned it in, I took out the old page 9 – Angles of Triangles)	

\*\*\*\*\*COPY INTO YOUR NOTES, INCLUDING THE DIAGRAM\*\*\*\*\*

- **Transformation** – changes a geometric figure in some way
- **Preimage** – The original figure
- **Image** – The figure after the transformation

\*\*\*\*\*COPY INTO NOTES\*\*\*\*\*

- The points of the image use the same letters as the preimage, but with “prime” marks.
- A' out loud is “A prime”

\*\*\*\*\*ADD THESE LETTERS TO YOUR DIAGRAM\*\*\*\*\*

3 common types of transformations

\*\*\*\*\*COPY INTO NOTES, WITH DIAGRAMS\*\*\*\*\*

- **Translation** – A “slide”
- **Reflection** – A “flip”
- **Rotation** – A “turn”

Which transformation is it?

\*\*\*\*\*YOU ARE DONE WITH YOUR NOTES. NOW WRITE DOWN WHICH TRANSFORMATION IS SHOWN ON EACH SLIDE IN THE BOX!\*\*\*\*\*

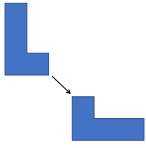
Which transformation is it?

Which transformation is it?

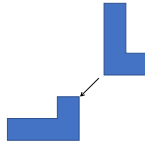
Which transformation is it?

Which transformation is it?

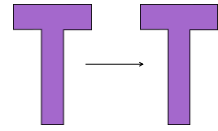
Which transformation is it?



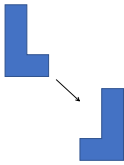

Which transformation is it?




Which transformation is it?



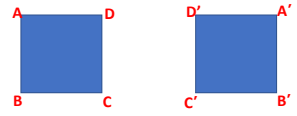

Which transformation is it?



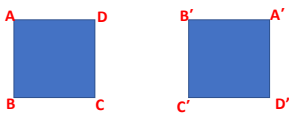

Which transformation is it?



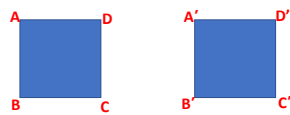

Which transformation is it? (Study the letters!)




Which transformation is it?




Which transformation is it?




Which transformation is it?

